

INSTASHIELD

FACE SHIELD FOR THE MASSES



Whether you are working an essential job or running errands, InstaShield™ is a comfortable and affordable way to protect your eyes and face. Paired with a favorite ball cap or visor, InstaShield allows for clear communication, discourages face touching and provides extra protection over a mask.

- ★ **Comfortable** – attach to your own ballcap or visor
- ★ **Affordable** – outfit your entire family or workplace
- ★ **Easy to sanitize and reuse** – plus recyclable
- ★ **Supports U.S. workers** – 100% made in the U.S.
- ★ **Available now** – in large quantities



**Buy now for only
\$3.99 each**

Distributed by
InstaShield LLC:
PO Box 501
Palos Park, IL 60464
Made in the USA



**Share your shield
on Facebook!**

No Return Policy: Please note that due to necessary health and safety precautions, these face shields are final sale. These items are non-refundable and non-returnable. Shipping & handling is non-refundable.

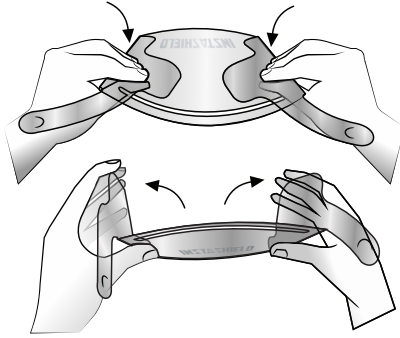
© InstaShield LLC | 888-959-8258 | www.instashieldusa.com | Patent Pending

This product has not been approved or cleared by the U.S. Food and Drug Administration (FDA). This product has been authorized by the FDA under an EUA for use by health care personnel as personal protective equipment to help prevent the spread of infection or illness in healthcare settings and by the general public to help slow the spread of the virus during the COVID-19 pandemic. This product is authorized only for the duration of the declaration that circumstances exist justifying the authorization of the emergency use of medical devices, including alternative products used as medical devices, during the COVID-19 outbreak, under section 564(b)(1) of the act, 21 U.S.C. § 360bbb-3(b)(1) unless the authorization is terminated or revoked sooner. We recommend against using this product in the presence of a high intensity heat source or flammable gas. Except where specifically prohibited by law, no warranties of any kind, either express or implied, are offered for the InstaShield design and specifications, including warranties of non-infringement and fitness for a particular purpose.

INSTRUCTIONS

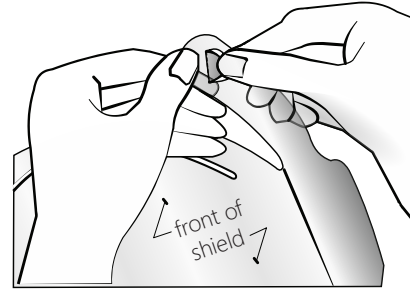


1. Remove plastic strip.



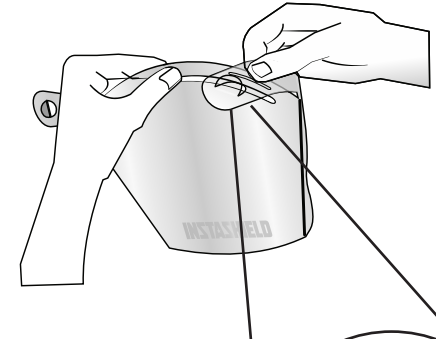
2. Fold sides along the scored lines.

Bend the sides in 180 degrees and then back to 90 degrees.



3. Fold the tabs up.

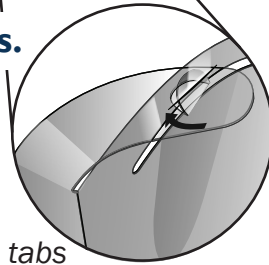
Fold the locking tabs up toward you and pinch to crease.



4. Tuck in wings.

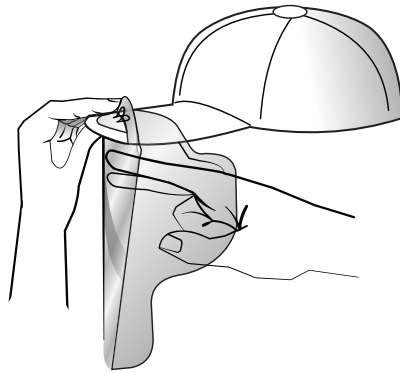
Insert the wings through the large slot.

TIP: For an ultra-secure fit, tuck the tabs into the small slits.



5. Slide InstaShield onto your hat.

Slide your shield onto the brim until the wings aren't hanging off.



6. Push to lock into place.

While holding onto the bill of the cap, push the face of the shield outwards until it pops into place.




Well done!

You're ready to wear, wash, and repeat!

Note that InstaShield is intended for a single user.

Scan this code or



visit www.instashieldusa.com/faq for a step-by-step how-to video

★ InstaShield ships flat. It can be folded and fitted to your standard curved-bill baseball cap.

★ This shield will not work with flat-billed baseball caps.